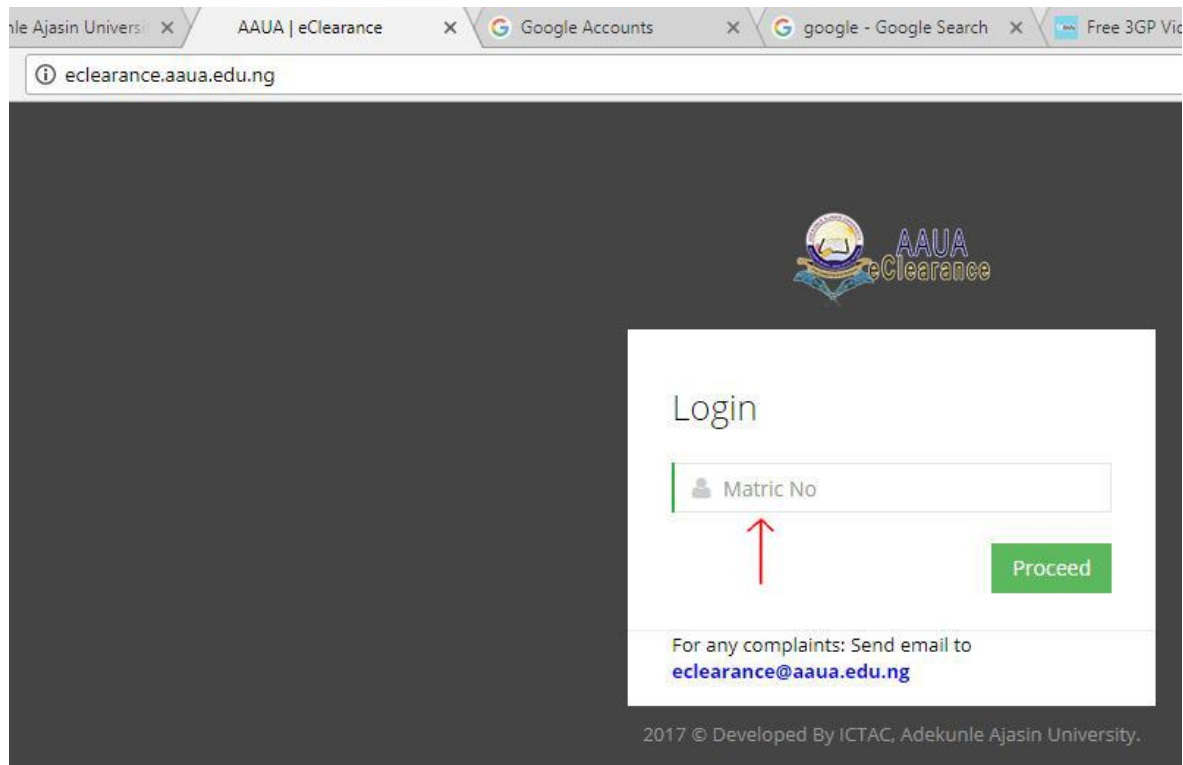


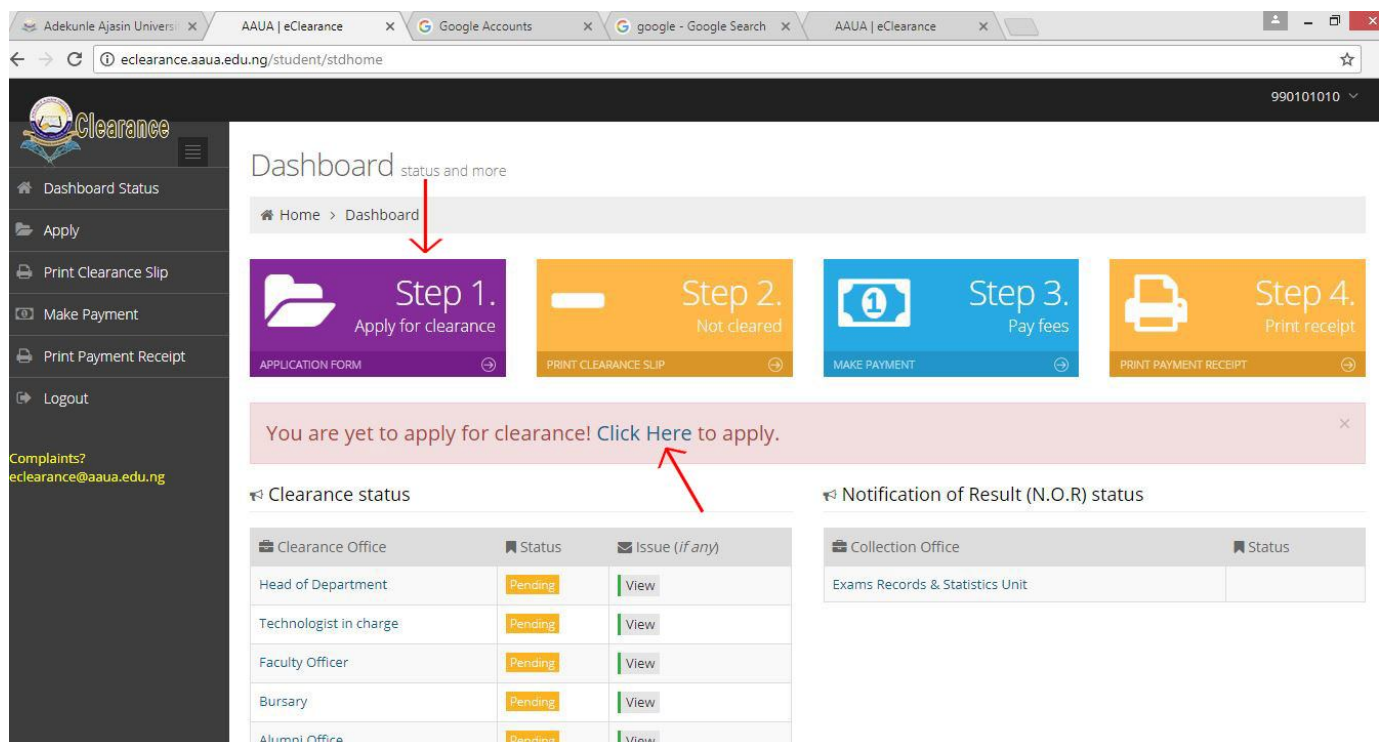


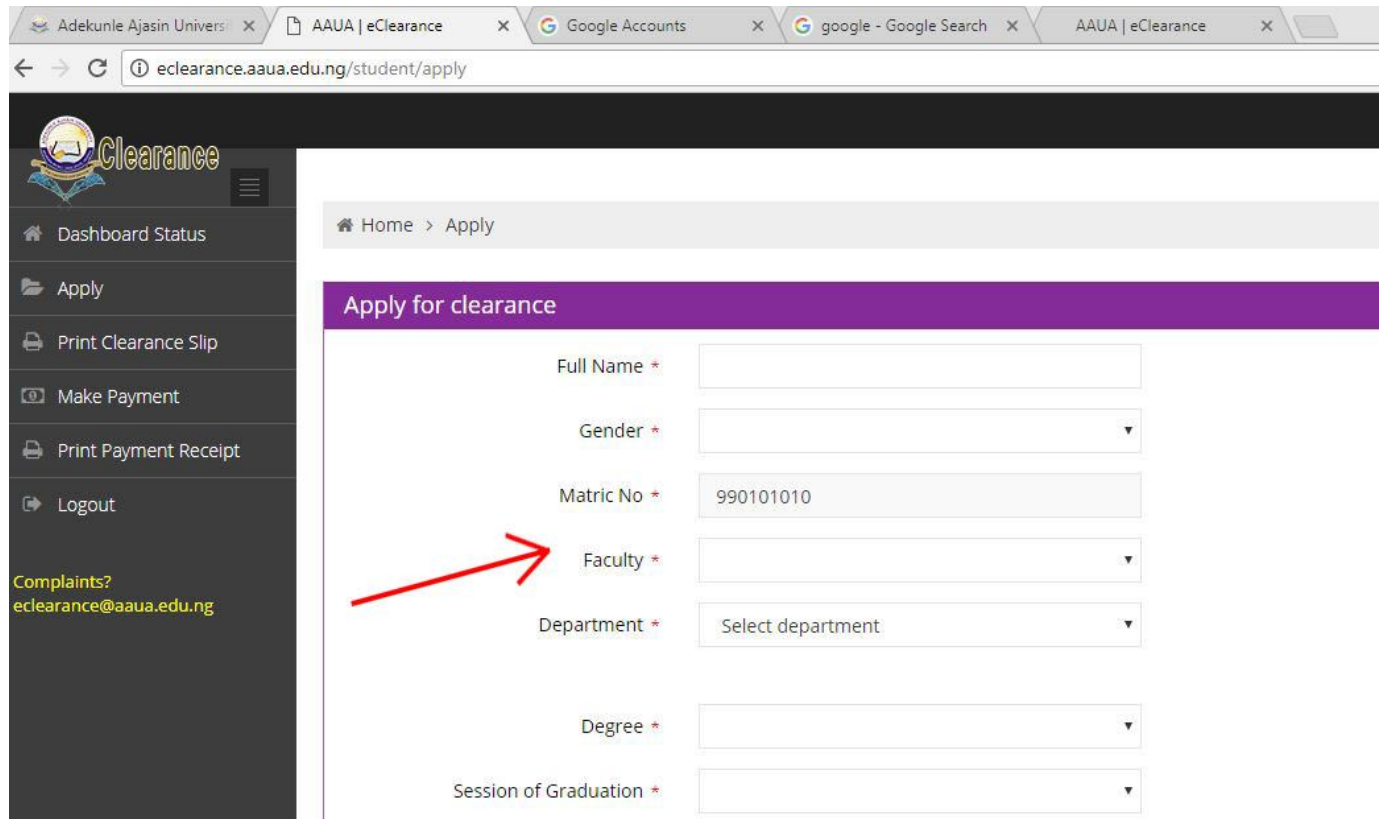
AAUA 2016/2017 E-CLEARANCE APPLICATION PROCEDURE FOR GRADUATING STUDENTS

1. Students who are due for graduation and approved for clearance by the Senate, are to login to eclearance.aaua.edu.ng using **Matric Number** only.

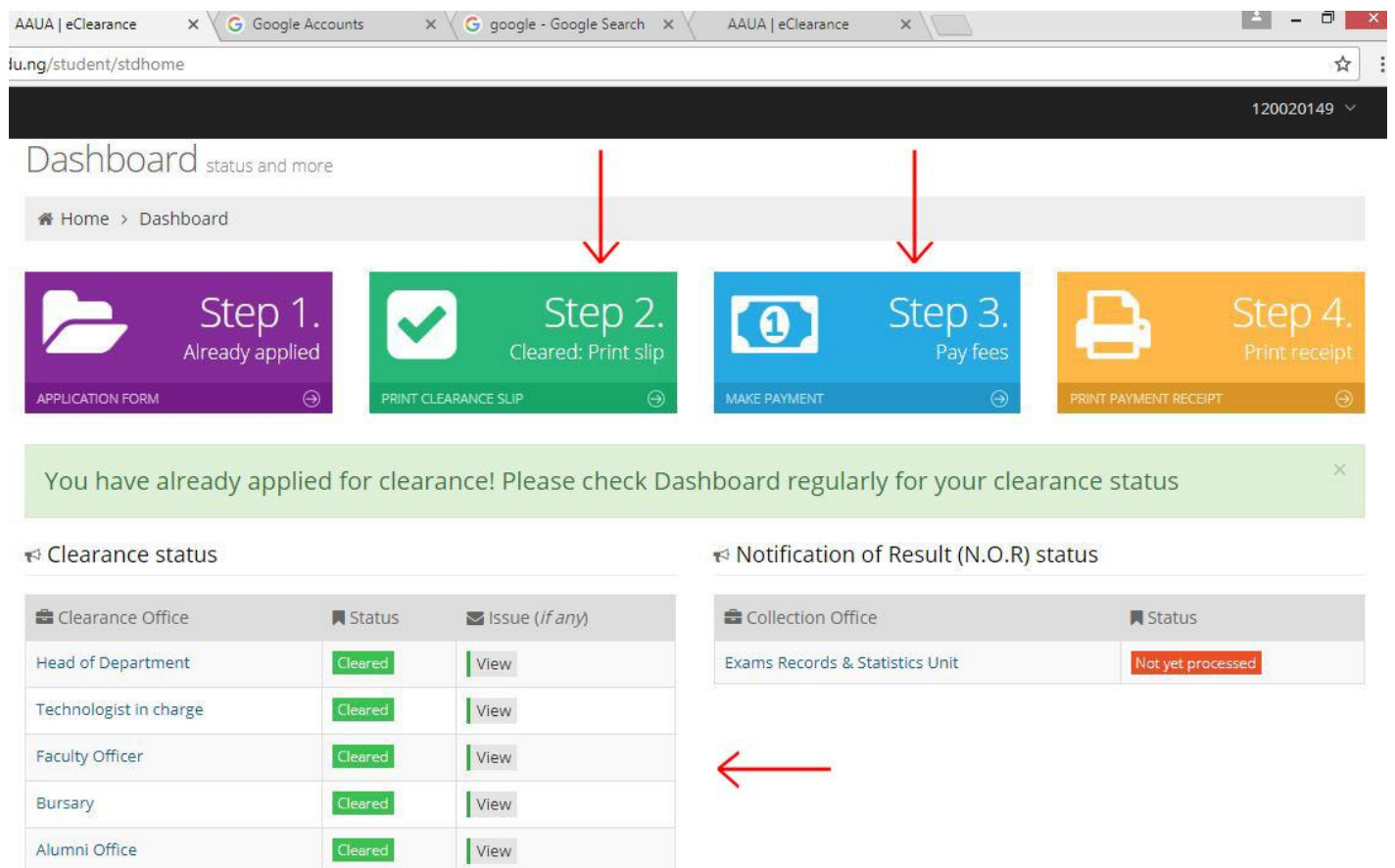


2. After login, please complete & submit the eClearance application form online. Check your clearance status regularly.





3. Once cleared, make payment of ₦10,250 (clearance, alumni & convocation fees), via **bankIT** online (powered by eTranzact) or Pay at **Outlet** and Confirm eTranzact payment.



Clearance Application Payment Section

Image



Personal Information

Full Name: RODIAT YETUNDE**Matric No:** 120020149**Department:** Chemistry Education**Faculty:** Education

Payment Details

Fees (eClearance=N5000 + Alumni=N1000 + Convocation=N4000): N10250 *including bank charges***Payment Type:** eClearance Fee/Alumni Fee/Convocation Fee.**Transaction ID:** CLR1499633107120020149

Pay via bankIT Online

-OR-

Pay at Bank Outlet

Transaction History

5 records

Search:

<input type="checkbox"/>	Matric No	Transaction ID	Transaction Date	Amount	Payment Status
<input type="checkbox"/>	120020149	CLR1498469151120020149	2017-07-09 16:44:12	10250	Not Successful
<input type="checkbox"/>	120020149	CLR1498476316120020149	2017-06-26 07:25:16	10250	Not Successful

4. Print out your **Clearance slip** & **Payment receipt** respectively.Clearance Application Payment Section

Image



Personal Information

Full Name: RODIAT YETUNDE**Matric No:** 120020149**Department:** Chemistry Education**Faculty:** Education

Payment Details

Fees (eClearance=N5000 + Alumni=N1000 + Convocation=N4000): N10250 *including bank charges***Payment Type:** eClearance Fee/Alumni Fee/Convocation Fee.**Transaction ID:** CLR1499631177120020149

You have already made payment. Click Here to print [Clearance Slip](#) - OR - print [Payment Receipt](#)

Transaction History

5 records

Search:

<input type="checkbox"/>	Matric No	Transaction ID	Transaction Date	Amount	Payment Status
<input type="checkbox"/>	120020149	CLR1498469151120020149	2017-07-09 16:12:52	10250	Successful
<input type="checkbox"/>	120020149	CLR1498476229120020149	2017-06-26 07:23:49	10250	Not Successful
<input type="checkbox"/>	120020149	CLR1498476316120020149	2017-06-26 07:25:16	10250	Not Successful


Showing 1 to 3 of 3 entries

5. Bring copies of your **Clearance slip**, **Payment receipt**, **O'Level result** and two (2) recent **passport photographs** to the Exams & Records Unit, Adekunle Ajasin University.
6. Collect **Notification of Result** at the Exams & Records Unit, AAUA.

120020149

Dashboard status and more


Home > Dashboard



Step 1.

Already applied


APPLICATION FORM



Step 2.

Cleared: Print slip


PRINT CLEARANCE SLIP



Step 3.

Already paid

MAKE PAYMENT



Step 4.

Print receipt

PRINT PAYMENT RECEIPT

You have already applied for clearance! Please check Dashboard regularly for your clearance status

Clearance status

Clearance Office	Status	Issue (if any)
Head of Department	Cleared	View
Technologist in charge	Cleared	View
Faculty Officer	Cleared	View

Notification of Result (N.O.R) status

Collection Office	Status
Exams Records & Statistics Unit	Processed! Pls, proceed to collect N.O.R

